

Luminaire Photograph



Light Output Ratio:	73.7%	
Luminaire Power:	16.45 W	
SHR Nominal:	0.75	Calculated using the TM5
SHR Maximum:	0.80	fine grid method.

C Range: 0 - 360DEG
C Interval: 30.0DEG
Test Speed: HIGH
Temperature: 25.3 °C
Operators: zoe
Test Date: 2023-9-16

γ Range: 0 - 180DEG
 γ Interval: 1.0DEG
Test System: EVERFINE GO-SPEX500_V1 SYSTEM V2.00.461
Humidity: 65.0%
Test Distance: 3.160m [K=1.0000]
Remarks: LAMP: CMA1306-0000-000N0U0A30G Ra:90
REFLECTOR: PM-1092C 50R
DRIVER: 9290 028 088 350mA
30minutes warm-up

LUMINOUS INTENSITY DISTRIBUTION DIAGRAM

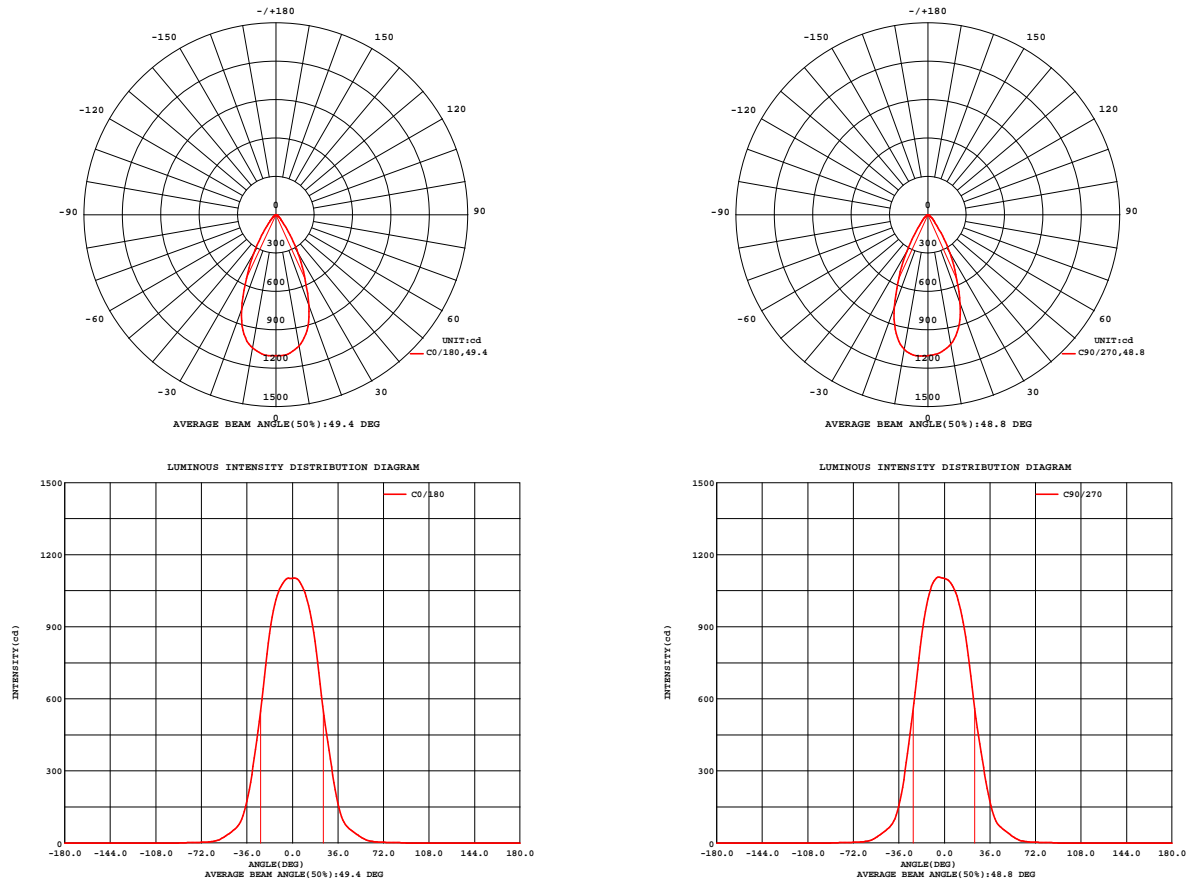


Fig. C0/C180

Fig. C90/C270

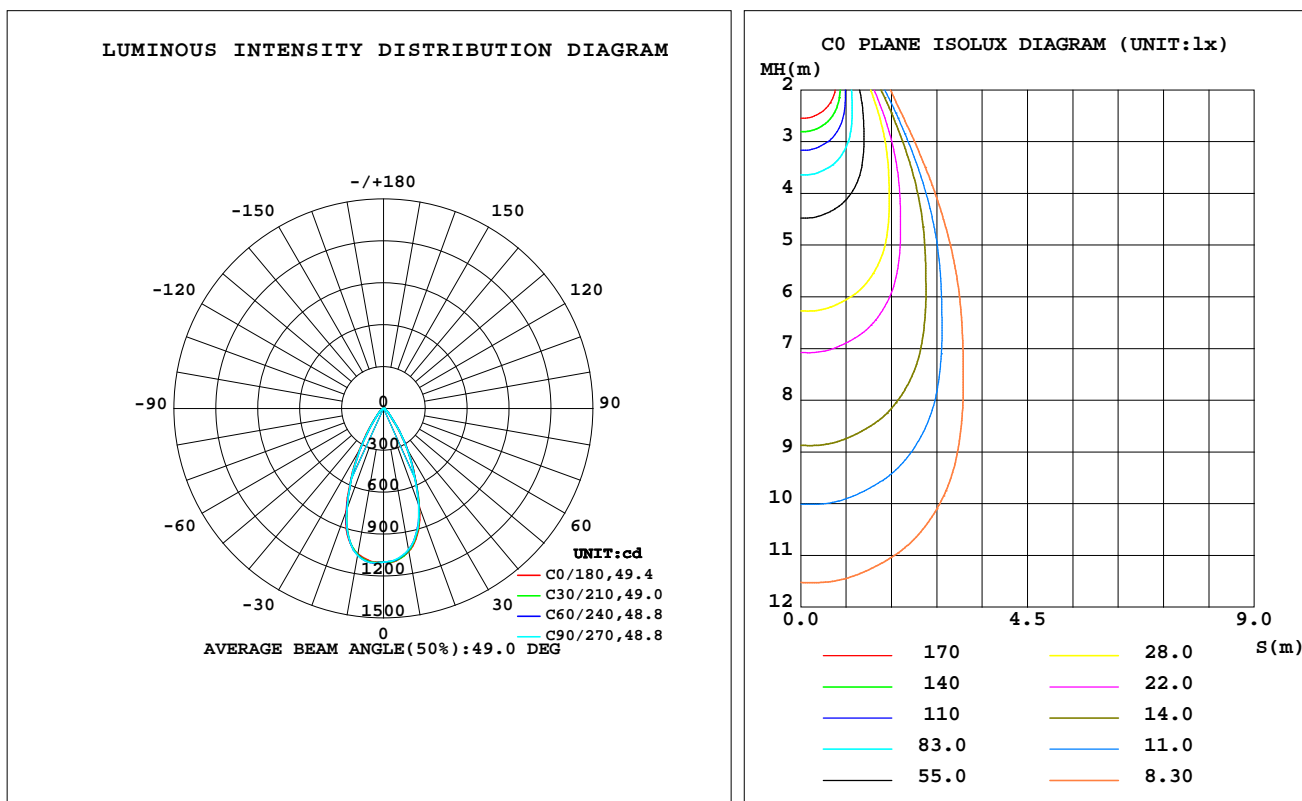
C Range: 0 - 360DEG
C Interval: 30.0DEG
Test Speed: HIGH
Temperature: 25.3 °C
Operators: zoe
Test Date: 2023-9-16

γ Range: 0 - 180DEG
γ Interval: 1.0DEG
Test System: EVERFINE GO-SPEX500_V1 SYSTEM V2.00.461
Humidity: 65.0%
Test Distance: 3.160m [K=1.0000]
Remarks: LAMP: CMA1306-0000-000N0U0A30G Ra:90
REFLECTOR: PM-1092C 50R
DRIVER: 9290 028 088 350mA
30minutes warm-up

LUMINAIRE PHOTOMETRIC TEST REPORT

Test:U:220.16V I:0.0757A P:16.447W PF:0.9853 Freq:49.99Hz Lamp Flux:1099.47x1 lm		
NAME: 2118.579-ACOT-36R	TYPE:	WEIGHT:
SPEC.: 3000K	DIM.:	SERIAL No.: 2309161157
MFR.: RISE	SUR.: 0.00138474m2	Shielding Angle:

DATA OF LAMP		PHOTOMETRIC DATA				Eff: 49.25 lm/W
MODEL	CREE	I _{max} (cd)	1107	S/MH(C0/180)	0.77	
NOMINAL POWER(W)	16	LOR(%)	73.7	S/MH(C90/270)	0.76	
RATED VOLTAGE(V)	220	TOTAL FLUX(lm)	810.04	η UP,DN(C0-180)	0.0,36.7	
NOMINAL FLUX(lm)	1099.47	CIE CLASS	DIRECT	η UP,DN(C180-360)	0.0,37.0	
LAMPS INSIDE	1	η up(%)	0.0	CIBSE SHR NOM	0.75	
TEST VOLTAGE(V)	220	η down(%)	73.7	CIBSE SHR MAX	0.80	



C Range: 0 - 360DEG
C Interval: 30.0DEG
Test Speed: HIGH
Temperature:25.3℃
Operators:zoe
Test Date:2023-9-16

γ Range: 0 - 180DEG
γ Interval: 1.0DEG
Test System:EVERFINE GO-SPEX500_V1 SYSTEM V2.00.461
Humidity:65.0%
Test Distance:3.160m [K=1.0000]
Remarks: LAMP:CMA1306-0000-000N0U0A30G Ra:90
REFLECTOR:PM-1092C 50R
DRIVER:9290 028 088 350mA
30minutes warm-up

ZONAL FLUX DIAGRAM

ZONAL FLUX DIAGRAM:

γ	C0	C45	C90	C135	C180	C225	C270	C315	γ	Φ zone	Φ total	%lum,lamp
10	1041	1033	1028	1042	1057	1065	1069	1059	0- 10	103.1	103.1	12.7,9.38
20	754.3	744.0	738.0	751.6	786.3	769.9	768.7	776.3	10- 20	259.5	362.6	44.8,33
30	350.0	351.0	347.1	350.8	353.0	335.0	334.4	357.7	20- 30	245.3	607.9	75,55.3
40	95.46	99.56	101.8	101.5	99.60	92.46	90.89	96.06	30- 40	124.5	732.4	90.4,66.6
50	39.59	42.23	42.78	40.87	38.56	37.19	36.66	39.08	40- 50	48.14	780.5	96.4,71
60	10.01	10.50	10.63	10.26	9.748	8.846	8.885	9.729	50- 60	20.30	800.8	98.9,72.8
70	3.214	3.347	3.326	3.133	3.014	2.960	3.021	3.134	60- 70	5.434	806.3	99.5,73.3
80	2.015	2.095	2.041	1.847	1.730	1.716	1.797	1.917	70- 80	2.577	808.8	99.9,73.6
90	0	0	0	0	0	0	0	0	80- 90	1.209	810.0	100,73.7
100	0	0	0	0	0	0	0	0	90-100	0	810.0	100,73.7
110	0	0	0	0	0	0	0	0	100-110	0	810.0	100,73.7
120	0	0	0	0	0	0	0	0	110-120	0	810.0	100,73.7
130	0	0	0	0	0	0	0	0	120-130	0	810.0	100,73.7
140	0	0	0	0	0	0	0	0	130-140	0	810.0	100,73.7
150	0	0	0	0	0	0	0	0	140-150	0	810.0	100,73.7
160	0	0	0	0	0	0	0	0	150-160	0	810.0	100,73.7
170	0	0	0	0	0	0	0	0	160-170	0	810.0	100,73.7
180	0	0	0	0	0	0	0	0	170-180	0	810.0	100,73.7
DEG	LUMINOUS INTENSITY:cd									UNIT:lm		

C Range: 0 - 360DEG
C Interval: 30.0DEG
Test Speed: HIGH
Temperature:25.3℃
Operators:zoe
Test Date:2023-9-16

γ Range: 0 - 180DEG
 γ Interval: 1.0DEG
Test System:EVERFINE GO-SPEX500_V1 SYSTEM V2.00.461
Humidity:65.0%
Test Distance:3.160m [K=1.0000]
Remarks: LAMP:CMA1306-0000-000N0U0A30G Ra:90
REFLECTOR:PM-1092C 50R
DRIVER:9290 028 088 350mA
30minutes warm-up

LUMINANCE LIMITATION CURVES

Test:U:220.16V I:0.0757A P:16.447W PF:0.9853 Freq:49.99Hz
Lamp Flux:1099.47x1 lm

NAME: 2118.579-ACOT-36R

TYPE:

WEIGHT:

SPEC.: 3000K

DIM.:

SERIAL No.: 2309161157

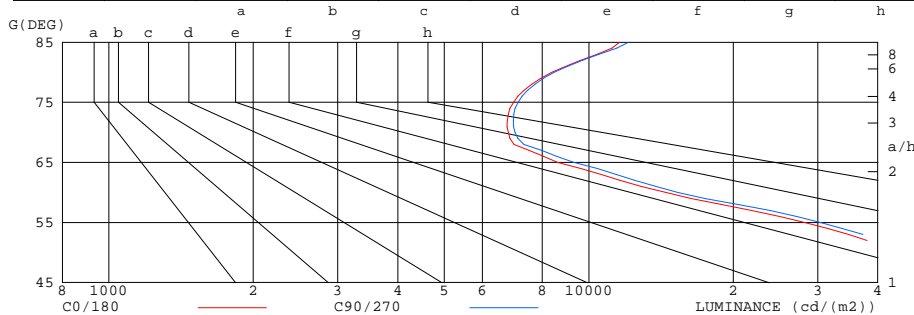
MFR.: RISE

SUR.: 0.00138474m2

Shielding Angle:

LUMINANCE LIMITATION CURVES

GLARE	CLASS	ILLUMINANCE (lx)							
1.15	A	2000	1000	500	<=300				
1.50	B		2000	1000	500	<=300			
1.85	C			2000	1000	500	<=300		
2.20	D				2000	1000	500	<=300	
2.55	E					2000	1000	500	<=300



C Range: 0 - 360DEG
C Interval: 30.0DEG
Test Speed: HIGH
Temperature:25.3℃
Operators:zoe
Test Date:2023-9-16

γ Range: 0 - 180DEG
γ Interval: 1.0DEG
Test System:EVERFINE GO-SPEX500_V1 SYSTEM V2.00.461
Humidity:65.0%
Test Distance:3.160m [K=1.0000]
Remarks: LAMP:CMA1306-0000-000N0U0A30G Ra:90
REFLECTOR:PM-1092C 50R
DRIVER:9290 028 088 350mA
30minutes warm-up

CU AND LUMINAIRE BUDGETARY ESTIMATE DIAGRAM

Test:U:220.16V I:0.0757A P:16.447W PF:0.9853 Freq:49.99Hz
Lamp Flux:1099.47x1 lm

NAME: 2118.579-ACOT-36R

TYPE:

WEIGHT:

SPEC.: 3000K

DIM.:

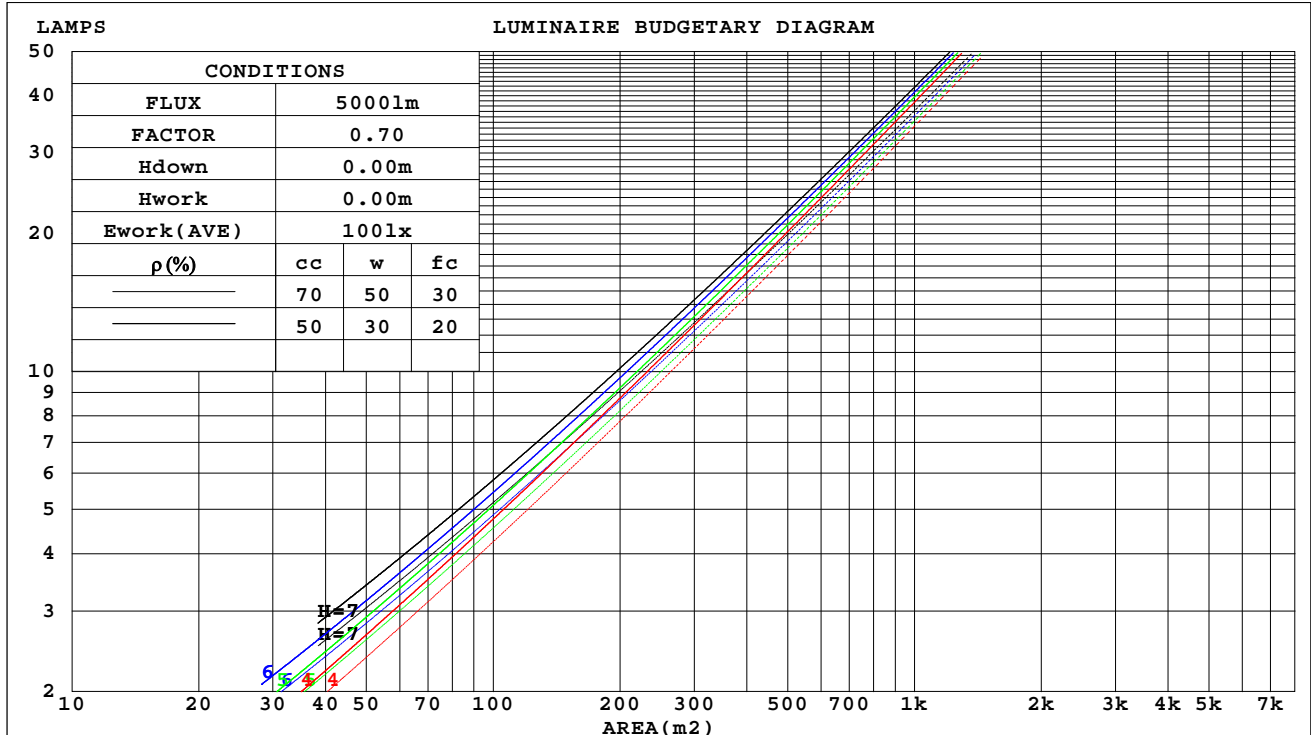
SERIAL No.: 2309161157

MFR.: RISE

SUR.: 0.00138474m2

Shielding Angle:

ρ_{cc}	80%			70%			50%			30%			10%			0
ρ_w	50%	30%	10%	50%	30%	10%	50%	30%	10%	50%	30%	10%	50%	30%	10%	0
ρ_{fc}	20%			20%			20%			20%			20%			0
RCR	RCR:Room Cavity Ratio						Coefficients of Utilization(CU)									
0.0	.88	.88	.88	.86	.86	.86	.82	.82	.82	.78	.78	.78	.75	.75	.75	.74
1.0	.82	.80	.78	.80	.78	.77	.77	.76	.75	.74	.73	.72	.72	.71	.70	.69
2.0	.76	.73	.71	.75	.72	.70	.72	.70	.68	.70	.68	.67	.68	.67	.65	.64
3.0	.71	.67	.65	.70	.67	.64	.68	.65	.63	.66	.64	.62	.65	.63	.61	.60
4.0	.67	.63	.60	.66	.62	.59	.64	.61	.58	.63	.60	.58	.61	.59	.57	.56
5.0	.63	.58	.55	.62	.58	.55	.61	.57	.54	.59	.56	.54	.58	.56	.54	.52
6.0	.59	.55	.52	.58	.54	.51	.57	.54	.51	.56	.53	.51	.55	.52	.50	.49
7.0	.56	.51	.48	.55	.51	.48	.54	.51	.48	.53	.50	.48	.52	.50	.47	.46
8.0	.53	.48	.45	.52	.48	.45	.51	.48	.45	.51	.47	.45	.50	.47	.45	.44
9.0	.50	.46	.43	.50	.46	.43	.49	.45	.43	.48	.45	.42	.48	.45	.42	.41
10.0	.47	.43	.41	.47	.43	.40	.46	.43	.40	.46	.43	.40	.45	.42	.40	.39



C Range: 0 - 360DEG
C Interval: 30.0DEG
Test Speed: HIGH
Temperature:25.3℃
Operators:zoe
Test Date:2023-9-16

γ Range: 0 - 180DEG
 γ Interval: 1.0DEG
Test System:EVERFINE GO-SPEX500_V1 SYSTEM V2.00.461
Humidity:65.0%
Test Distance:3.160m [K=1.0000]
Remarks: LAMP:CMA1306-0000-000N0U0A30G Ra:90
REFLECTOR:PM-1092C 50R
DRIVER:9290 028 088 350mA
30minutes warm-up

WEC AND CCEC

Test:U:220.16V I:0.0757A P:16.447W PF:0.9853 Freq:49.99Hz Lamp Flux:1099.47x1 lm		
NAME: 2118.579-ACOT-36R	TYPE:	WEIGHT:
SPEC.: 3000K	DIM.:	SERIAL No.: 2309161157
MFR.: RISE	SUR.: 0.00138474m2	Shielding Angle:

pcc	80%			70%			50%			30%			10%			0
pw	50%	30%	10%	50%	30%	10%	50%	30%	10%	50%	30%	10%	50%	30%	10%	0
pfc	20%			20%			20%			20%			20%			0
RCR	RCR:Room Cavity Ratio						Wall Exitance Coefficients(WEC)									
0.0																
1.0	.131	.074	.024	.126	.072	.023	.117	.067	.021	.108	.062	.020	.100	.058	.019	
2.0	.125	.068	.021	.120	.066	.020	.113	.063	.019	.106	.059	.019	.099	.056	.018	
3.0	.118	.063	.019	.115	.061	.019	.108	.059	.018	.102	.056	.017	.096	.053	.016	
4.0	.112	.058	.017	.109	.057	.017	.104	.055	.016	.098	.053	.016	.093	.051	.015	
5.0	.107	.054	.016	.104	.053	.016	.099	.052	.015	.095	.050	.015	.090	.048	.014	
6.0	.102	.051	.015	.099	.050	.014	.095	.049	.014	.091	.047	.014	.087	.046	.014	
7.0	.097	.048	.014	.095	.047	.013	.091	.046	.013	.087	.045	.013	.084	.044	.013	
8.0	.093	.045	.013	.091	.045	.013	.087	.044	.012	.084	.043	.012	.081	.042	.012	
9.0	.089	.043	.012	.087	.042	.012	.084	.042	.012	.081	.041	.012	.078	.040	.011	
10.0	.085	.041	.011	.084	.040	.011	.081	.040	.011	.078	.039	.011	.076	.038	.011	

pcc	80%			70%			50%			30%			10%			0	
pw	50%	30%	10%	50%	30%	10%	50%	30%	10%	50%	30%	10%	50%	30%	10%	0	
pfc	20%			20%			20%			20%			20%			0	
RCR	RCR:Room Cavity Ratio						Ceiling Cavity Exitance Coefficients(CCEC)										
0.0	.140	.140	.140	.120	.120	.120	.082	.082	.082	.047	.047	.047	.015	.015	.015		
1.0	.126	.116	.107	.108	.099	.092	.074	.068	.064	.042	.040	.037	.014	.013	.012		
2.0	.115	.098	.083	.098	.084	.072	.067	.058	.050	.039	.034	.029	.012	.011	.010		
3.0	.106	.084	.066	.091	.072	.057	.062	.050	.040	.036	.029	.024	.012	.010	.008		
4.0	.098	.073	.054	.084	.063	.047	.058	.044	.033	.033	.026	.019	.011	.008	.006		
5.0	.092	.064	.044	.079	.056	.038	.054	.039	.027	.031	.023	.016	.010	.007	.005		
6.0	.086	.057	.037	.074	.050	.032	.051	.035	.023	.030	.020	.013	.010	.007	.004		
7.0	.081	.052	.031	.070	.045	.027	.048	.031	.019	.028	.019	.011	.009	.006	.004		
8.0	.077	.047	.027	.066	.041	.023	.046	.029	.017	.027	.017	.010	.009	.006	.003		
9.0	.073	.043	.023	.063	.038	.020	.044	.026	.014	.025	.016	.009	.008	.005	.003		
10.0	.070	.040	.020	.060	.035	.018	.042	.024	.013	.024	.014	.008	.008	.005	.002		

C Range: 0 - 360DEG
C Interval: 30.0DEG
Test Speed: HIGH
Temperature:25.3℃
Operators:zoe
Test Date:2023-9-16

γ Range: 0 - 180DEG
γ Interval: 1.0DEG
Test System:EVERFINE GO-SPEX500_V1 SYSTEM V2.00.461
Humidity:65.0%
Test Distance:3.160m [K=1.0000]
Remarks: LAMP:CMA1306-0000-000N0U0A30G Ra:90
REFLECTOR:PM-1092C 50R
DRIVER:9290 028 088 350mA
30minutes warm-up

UGR(Unified Glare Rating) Table

Test:U:220.16V I:0.0757A P:16.447W PF:0.9853 Freq:49.99Hz Lamp Flux:1099.47x1 lm										
NAME: 2118.579-ACOT-36R					TYPE:			WEIGHT:		
SPEC.: 3000K					DIM.:			SERIAL No.: 2309161157		
MFR.: RISE					SUR.: 0.00138474m2			Shielding Angle:		
ceiling/cavity	0.7	0.7	0.5	0.5	0.3	0.7	0.7	0.5	0.5	0.3
walls	0.5	0.3	0.5	0.3	0.3	0.5	0.3	0.5	0.3	0.3
working plane	0.2	0.2	0.2	0.2	0.2	0.2	0.2	0.2	0.2	0.2
Room dimensions	Viewed crosswise					Viewed endwise				
x = 2H y = 2H	21.6	22.5	21.8	22.7	22.8	21.7	22.6	21.9	22.8	22.9
3H	21.4	22.3	21.7	22.5	22.7	21.6	22.4	21.8	22.6	22.8
4H	21.4	22.2	21.7	22.4	22.6	21.5	22.3	21.8	22.5	22.8
6H	21.4	22.1	21.7	22.4	22.6	21.5	22.2	21.8	22.5	22.7
8H	21.3	22.1	21.7	22.3	22.6	21.5	22.2	21.8	22.4	22.7
12H	21.3	22.0	21.7	22.3	22.6	21.4	22.2	21.8	22.4	22.7
4H 2H	21.4	22.2	21.7	22.4	22.6	21.5	22.3	21.8	22.5	22.8
3H	21.3	22.0	21.6	22.3	22.5	21.4	22.1	21.7	22.4	22.7
4H	21.3	21.9	21.6	22.2	22.5	21.4	22.0	21.7	22.3	22.6
6H	21.3	21.8	21.6	22.1	22.5	21.4	21.9	21.7	22.3	22.6
8H	21.3	21.8	21.7	22.1	22.5	21.4	21.9	21.8	22.2	22.6
12H	21.3	21.8	21.7	22.1	22.5	21.4	21.9	21.8	22.2	22.6
8H 4H	21.2	21.7	21.6	22.0	22.4	21.3	21.8	21.7	22.1	22.5
6H	21.2	21.6	21.6	22.0	22.4	21.3	21.7	21.7	22.1	22.5
8H	21.2	21.6	21.7	22.0	22.5	21.3	21.7	21.8	22.1	22.6
12H	21.3	21.6	21.8	22.1	22.5	21.4	21.7	21.9	22.2	22.6
12H 4H	21.1	21.6	21.5	22.0	22.4	21.2	21.7	21.6	22.1	22.5
6H	21.2	21.5	21.6	21.9	22.4	21.3	21.6	21.7	22.1	22.5
8H	21.2	21.5	21.7	22.0	22.5	21.3	21.6	21.8	22.1	22.6
Variations with the observer position at spacings(CIE Pub.117):										
S = 1.0H	+ 2.3 / - 3.8					+ 2.5 / - 3.7				
1.5H	+ 3.2 / - 2.5					+ 3.3 / - 2.7				
2.0H	+ 3.4 / - 4.0					+ 3.5 / - 4.1				

CIE Pub.117, 1099 lm Total Lamp Luminous Flux Correct (8log(F/F0) = 0.3)
Area: 0.00138474 m2

C Range: 0 - 360DEG
C Interval: 30.0DEG
Test Speed: HIGH
Temperature:25.3℃
Operators:zoe
Test Date:2023-9-16

γ Range: 0 - 180DEG
γ Interval: 1.0DEG
Test System:EVERFINE GO-SPEX500_V1 SYSTEM V2.00.461
Humidity:65.0%
Test Distance:3.160m [K=1.0000]
Remarks: LAMP:CMA1306-0000-000N0U0A30G Ra:90
REFLECTOR:PM-1092C 50R
DRIVER:9290 028 088 350mA
30minutes warm-up

UTILIZATION FACTORS TABLE

Test:U:220.16V I:0.0757A P:16.447W PF:0.9853 Freq:49.99Hz Lamp Flux:1099.47x1 lm		
NAME: 2118.579-ACOT-36R	TYPE:	WEIGHT:
SPEC.: 3000K	DIM.:	SERIAL No.: 2309161157
MFR.: RISE	SUR.: 0.00138474m2	Shielding Angle:

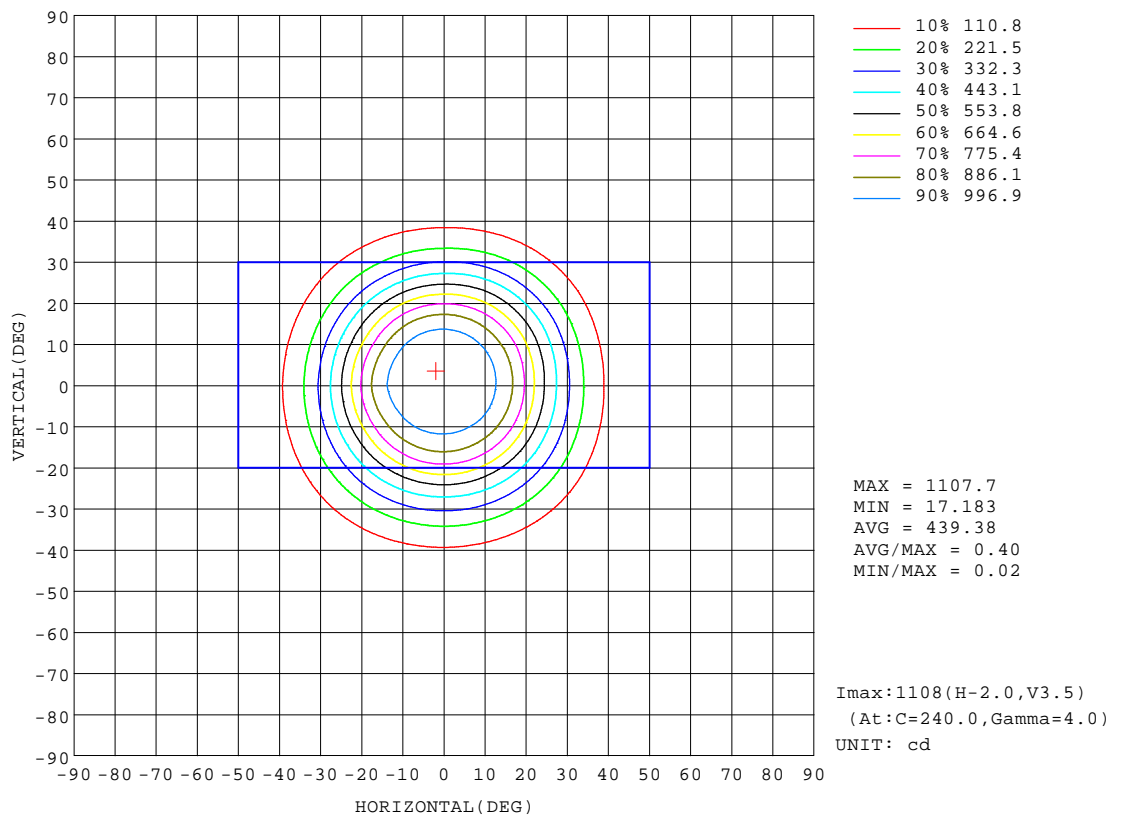
REFLECTANCE										
Ceiling	0.8	0.8	0.8	0.7	0.7	0.7	0.5	0.5	0.5	0
Walls	0.7	0.5	0.3	0.7	0.5	0.3	0.7	0.5	0.3	0
Working plane	0.2	0.2	0.2	0.2	0.2	0.2	0.2	0.2	0.2	0
ROOM INDEX	UTILIZATION FACTORS(PERCENT) $k(RI) \times RCR = 5$									
k = 0.60	63	58	55	63	58	55	62	58	55	52
0.80	69	64	61	68	64	61	67	63	61	58
1.00	72	68	65	72	68	65	70	68	64	61
1.25	75	71	69	75	71	68	73	70	68	65
1.50	77	74	71	77	73	71	75	72	70	67
2.00	80	76	74	79	76	73	76	74	72	68
2.50	81	78	76	80	77	75	77	75	74	69
3.00	82	79	77	81	78	77	78	76	75	70
4.00	84	81	80	82	80	79	79	78	77	71
5.00	85	83	81	83	81	80	80	79	78	72
ROOM INDEX	UF(total)									Direct
According to DIN EN 13032-2 2004			Suspended					SHRNOM = 1.25		

C Range: 0 - 360DEG
C Interval: 30.0DEG
Test Speed: HIGH
Temperature:25.3°C
Operators:zoe
Test Date:2023-9-16

γ Range: 0 - 180DEG
γ Interval: 1.0DEG
Test System:EVERFINE GO-SPEX500_V1 SYSTEM V2.00.461
Humidity:65.0%
Test Distance:3.160m [K=1.0000]
Remarks: LAMP:CMA1306-0000-000N0U0A30G Ra:90
REFLECTOR:PM-1092C 50R
DRIVER:9290 028 088 350mA
30minutes warm-up

ISOCANDELA DIAGRAM

Test:U:220.16V I:0.0757A P:16.447W PF:0.9853 Freq:49.99Hz Lamp Flux:1099.47x1 lm		
NAME: 2118.579-ACOT-36R	TYPE:	WEIGHT:
SPEC.: 3000K	DIM.:	SERIAL No.: 2309161157
MFR.: RISE	SUR.: 0.00138474m2	Shielding Angle:

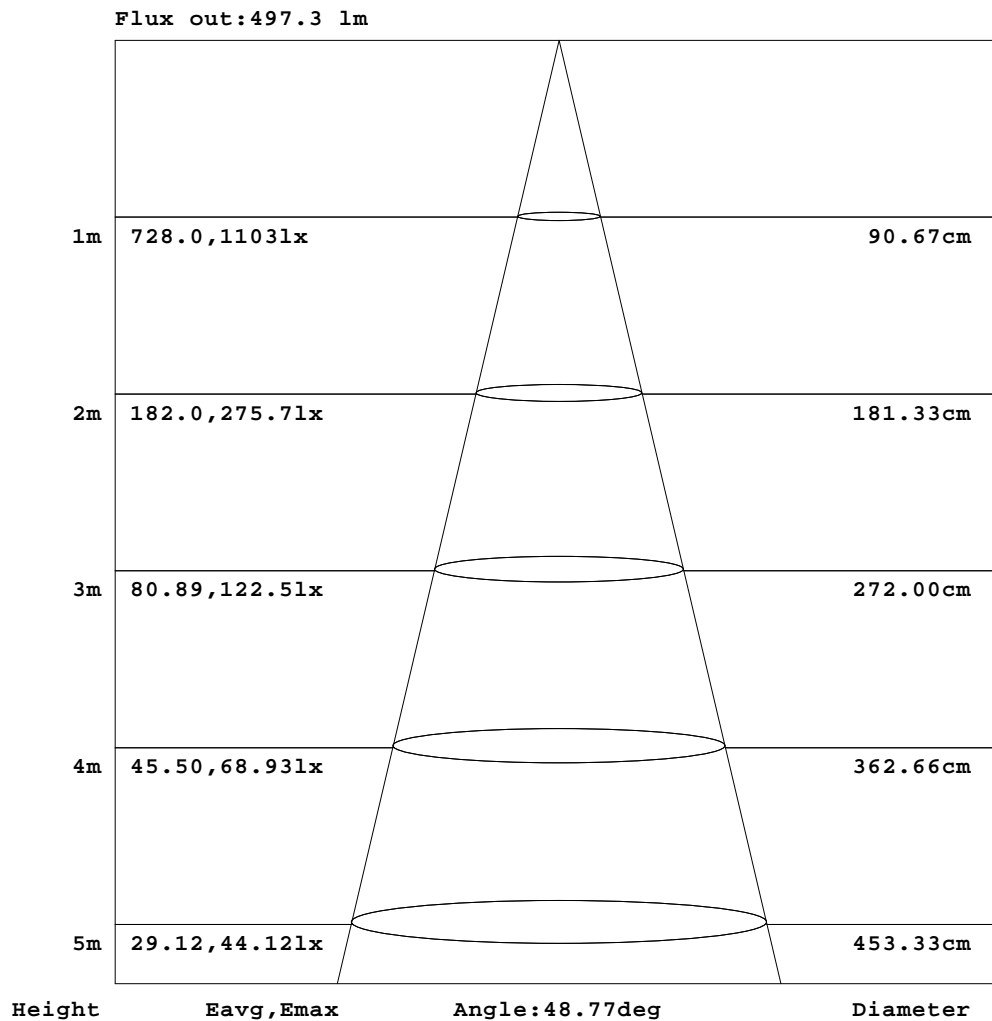


C Range: 0 - 360DEG
C Interval: 30.0DEG
Test Speed: HIGH
Temperature:25.3℃
Operators:zoe
Test Date:2023-9-16

γ Range: 0 - 180DEG
γ Interval: 1.0DEG
Test System:EVERFINE GO-SPEX500_V1 SYSTEM V2.00.461
Humidity:65.0%
Test Distance:3.160m [K=1.0000]
Remarks: LAMP:CMA1306-0000-000N0U0A30G Ra:90
REFLECTOR:PM-1092C 50R
DRIVER:9290 028 088 350mA
30minutes warm-up

AAI Figure

Test:U:220.16V I:0.0757A P:16.447W PF:0.9853 Freq:49.99Hz Lamp Flux:1099.47x1 lm		
NAME: 2118.579-ACOT-36R	TYPE:	WEIGHT:
SPEC.: 3000K	DIM.:	SERIAL No.: 2309161157
MFR.: RISE	SUR.: 0.00138474m2	Shielding Angle:



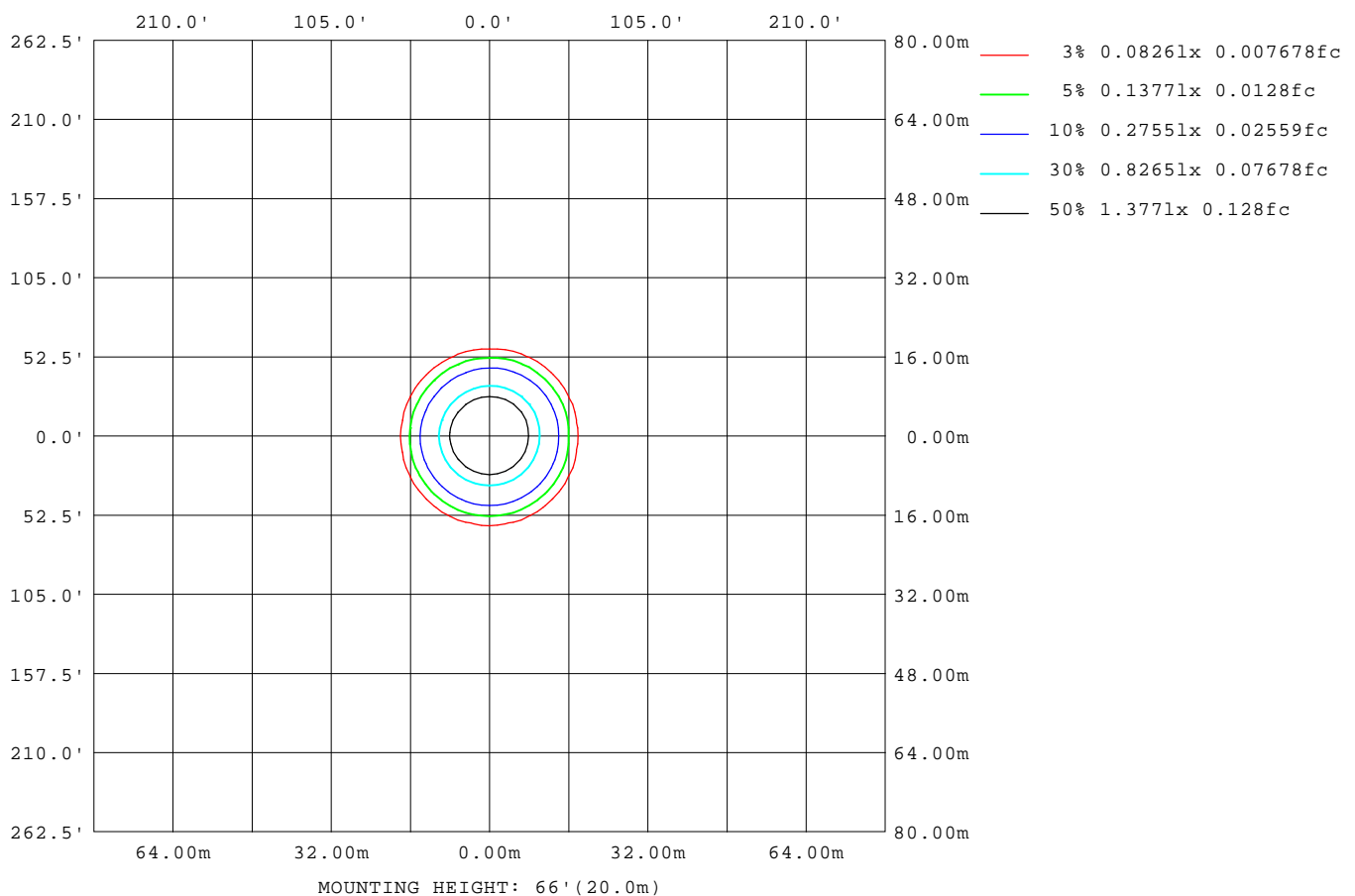
Note:The Curves indicate the illuminated area and the average illumination when the luminaire is at different distance.

C Range: 0 - 360DEG
C Interval: 30.0DEG
Test Speed: HIGH
Temperature:25.3℃
Operators:zoe
Test Date:2023-9-16

γ Range: 0 - 180DEG
γ Interval: 1.0DEG
Test System:EVERFINE GO-SPEX500_V1 SYSTEM V2.00.461
Humidity:65.0%
Test Distance:3.160m [K=1.0000]
Remarks: LAMP:CMA1306-0000-000N0U0A30G Ra:90
REFLECTOR:PM-1092C 50R
DRIVER:9290 028 088 350mA
30minutes warm-up

ISOLUX DIAGRAM

Test:U:220.16V I:0.0757A P:16.447W PF:0.9853 Freq:49.99Hz Lamp Flux:1099.47x1 lm		
NAME: 2118.579-ACOT-36R	TYPE:	WEIGHT:
SPEC.: 3000K	DIM.:	SERIAL No.: 2309161157
MFR.: RISE	SUR.: 0.00138474m2	Shielding Angle:



C Range: 0 - 360DEG
C Interval: 30.0DEG
Test Speed: HIGH
Temperature:25.3℃
Operators:zoe
Test Date:2023-9-16

γ Range: 0 - 180DEG
γ Interval: 1.0DEG
Test System:EVERFINE GO-SPEX500_V1 SYSTEM V2.00.461
Humidity:65.0%
Test Distance:3.160m [K=1.0000]
Remarks: LAMP:CMA1306-0000-000N0U0A30G Ra:90
REFLECTOR:PM-1092C 50R
DRIVER:9290 028 088 350mA
30minutes warm-up

LED Avg.L Report

Test:U:220.16V I:0.0757A P:16.447W PF:0.9853 Freq:49.99Hz Lamp Flux:1099.47x1 lm		
NAME: 2118.579-ACOT-36R	TYPE:	WEIGHT:
SPEC.: 3000K	DIM.:	SERIAL No.: 2309161157
MFR.: RISE	SUR.: 0.00138474m2	Shielding Angle:

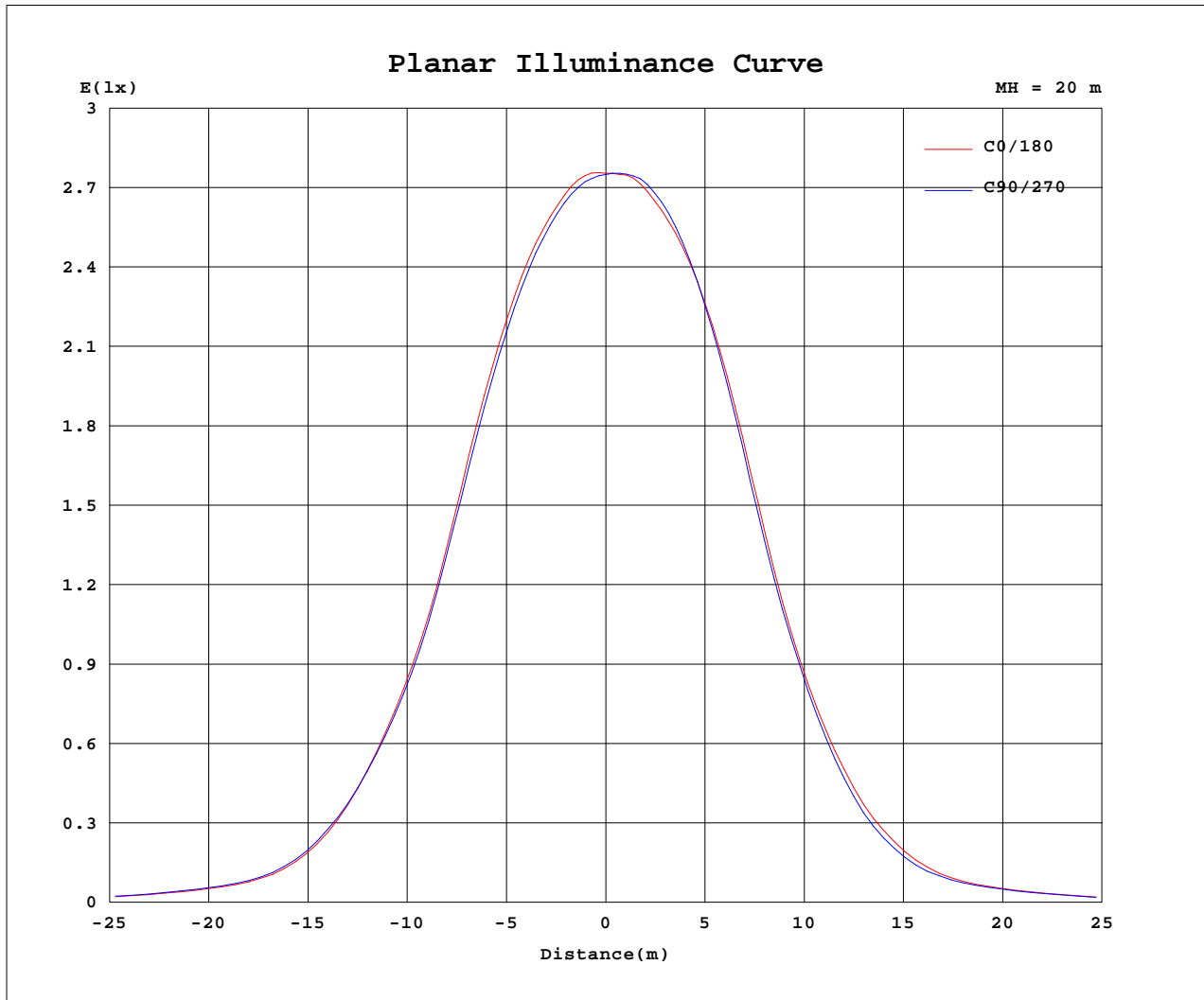
AvgL	cd/m2
L_0~180(65)av	8514
L_0~180(75)av	6635
L_0~180(85)av	10209
L_90~270(65)av	8622
L_90~270(75)av	6777
L_90~270(85)av	10510
L_45(65)av	8579
L_45(75)av	6692
L_45(85)av	10299

Standard: GB/T 29293-2012

C Range: 0 - 360DEG
C Interval: 30.0DEG
Test Speed: HIGH
Temperature:25.3℃
Operators:zoe
Test Date:2023-9-16

γ Range: 0 - 180DEG
γ Interval: 1.0DEG
Test System:EVERFINE GO-SPEX500_V1 SYSTEM V2.00.461
Humidity:65.0%
Test Distance:3.160m [K=1.0000]
Remarks: LAMP:CMA1306-0000-000N0U0A30G Ra:90
REFLECTOR:PM-1092C 50R
DRIVER:9290 028 088 350mA
30minutes warm-up

Planar Illuminance Curve



C Range: 0 - 360DEG
 C Interval: 30.0DEG
 Test Speed: HIGH
 Temperature: 25.3 °C
 Operators: zoe
 Test Date: 2023-9-16

γ Range: 0 - 180DEG
 γ Interval: 1.0DEG
 Test System: EVERFINE GO-SPEX500_V1 SYSTEM V2.00.461
 Humidity: 65.0%
 Test Distance: 3.160m [K=1.0000]
 Remarks: LAMP: CMA1306-0000-000N0U0A30G Ra:90
 REFLECTOR: PM-1092C 50R
 DRIVER: 9290 028 088 350mA
 30minutes warm-up

LUMINOUS DISTRIBUTION INTENSITY DATA

Test:U:220.16V I:0.0757A P:16.447W PF:0.9853 Freq:49.99Hz Lamp Flux:1099.47x1 lm		
NAME: 2118.579-ACOT-36R	TYPE:	WEIGHT:
SPEC.: 3000K	DIM.:	SERIAL No.: 2309161157
MFR.: RISE	SUR.: 0.00138474m2	Shielding Angle:

Table--1

UNIT: cd

C(DEG) γ (DEG)	0	30	60	90	120	150	180	210	240	270	300	330						
0	1101	1101	1101	1101	1101	1101	1101	1101	1101	1101	1101	1101						
5	1093	1091	1086	1083	1085	1090	1097	1102	1107	1107	1105	1100						
10	1041	1038	1029	1028	1037	1047	1057	1062	1068	1069	1065	1054						
15	937	928	918	919	927	941	968	959	964	962	958	950						
20	754	749	739	738	745	758	786	769	771	769	777	775						
25	530	525	521	518	523	533	550	538	537	538	555	555						
30	350	352	350	347	349	352	353	339	331	334	353	362						
35	193	201	201	202	200	200	198	185	179	178	191	197						
40	95.5	99.1	100.0	102	102	101	99.6	94.4	90.6	90.9	94.7	97.5						
45	59.7	62.3	63.7	64.0	63.0	61.5	59.8	58.9	57.3	57.3	59.6	60.2						
50	39.6	41.7	42.8	42.8	41.8	40.0	38.6	37.7	36.7	36.7	38.7	39.4						
55	22.4	23.5	24.1	24.2	23.6	22.6	21.8	20.5	19.8	19.8	21.2	22.4						
60	10.0	10.5	10.5	10.6	10.5	10.1	9.75	9.11	8.58	8.88	9.43	10.0						
65	5.03	5.35	5.45	5.45	5.25	5.03	4.93	4.63	4.56	4.64	4.82	5.07						
70	3.21	3.32	3.37	3.33	3.19	3.07	3.01	2.95	2.97	3.02	3.09	3.18						
75	2.50	2.58	2.60	2.56	2.43	2.31	2.26	2.21	2.24	2.30	2.37	2.45						
80	2.02	2.09	2.10	2.04	1.91	1.78	1.73	1.70	1.74	1.80	1.87	1.96						
85	1.39	1.53	1.55	1.46	1.27	1.10	1.07	0.96	0.99	1.08	1.21	1.34						
90	0.00	0.00	0.00	0.00	0.00	0.00	0.00	0.00	0.00	0.00	0.00	0.00						
95	0.00	0.00	0.00	0.00	0.00	0.00	0.00	0.00	0.00	0.00	0.00	0.00						
100	0.00	0.00	0.00	0.00	0.00	0.00	0.00	0.00	0.00	0.00	0.00	0.00						
105	0.00	0.00	0.00	0.00	0.00	0.00	0.00	0.00	0.00	0.00	0.00	0.00						
110	0.00	0.00	0.00	0.00	0.00	0.00	0.00	0.00	0.00	0.00	0.00	0.00						
115	0.00	0.00	0.00	0.00	0.00	0.00	0.00	0.00	0.00	0.00	0.00	0.00						
120	0.00	0.00	0.00	0.00	0.00	0.00	0.00	0.00	0.00	0.00	0.00	0.00						
125	0.00	0.00	0.00	0.00	0.00	0.00	0.00	0.00	0.00	0.00	0.00	0.00						
130	0.00	0.00	0.00	0.00	0.00	0.00	0.00	0.00	0.00	0.00	0.00	0.00						
135	0.00	0.00	0.00	0.00	0.00	0.00	0.00	0.00	0.00	0.00	0.00	0.00						
140	0.00	0.00	0.00	0.00	0.00	0.00	0.00	0.00	0.00	0.00	0.00	0.00						
145	0.00	0.00	0.00	0.00	0.00	0.00	0.00	0.00	0.00	0.00	0.00	0.00						
150	0.00	0.00	0.00	0.00	0.00	0.00	0.00	0.00	0.00	0.00	0.00	0.00						
155	0.00	0.00	0.00	0.00	0.00	0.00	0.00	0.00	0.00	0.00	0.00	0.00						
160	0.00	0.00	0.00	0.00	0.00	0.00	0.00	0.00	0.00	0.00	0.00	0.00						
165	0.00	0.00	0.00	0.00	0.00	0.00	0.00	0.00	0.00	0.00	0.00	0.00						
170	0.00	0.00	0.00	0.00	0.00	0.00	0.00	0.00	0.00	0.00	0.00	0.00						
175	0.00	0.00	0.00	0.00	0.00	0.00	0.00	0.00	0.00	0.00	0.00	0.00						
180	0.00	0.00	0.00	0.00	0.00	0.00	0.00	0.00	0.00	0.00	0.00	0.00						

C Range: 0 - 360DEG
C Interval: 30.0DEG
Test Speed: HIGH
Temperature:25.3℃
Operators:zoe
Test Date:2023-9-16

γ Range: 0 - 180DEG
γ Interval: 1.0DEG
Test System:EVERFINE GO-SPEX500_V1 SYSTEM V2.00.461
Humidity:65.0%
Test Distance:3.160m [K=1.0000]
Remarks: LAMP:CMA1306-0000-000N0U0A30G Ra:90
REFLECTOR:PM-1092C 50R
DRIVER:9290 028 088 350mA
30minutes warm-up